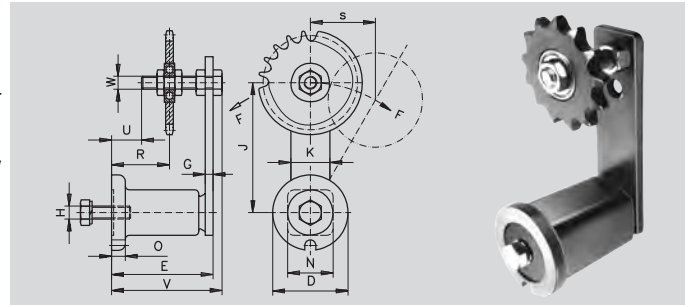


Chain Tensioners for Single-Strand Roller Chains DIN 8187

Material: Housing sintered steel or grey cast iron GG20, lever St52, sprocket made from steel.

This tensioning element, a continually-tensioning torsion element, prolongs the service life of chain and belt drives by at least 30%, and radically reduces maintenance and repair work. The unique operating principle of this spring offers a long tensioning distance, especially as the lever can be pre-tensioned by up to 30° in both directions. The permanent torsion force does not only automatically compensate the chain elongation, the rubber mounted element also dampens vibrations and shocks in the entire drive. Other advantages: chain track adjustable, rubber suspension, adjustable at an angle of 360°, tensioning pressure steplessly adjustable from "normal" to "hard". Can be used for both tensioning directions. Temperature range: -20° to +80°C.

Ordering Details: e.g.: Product No. 140 501 00, Chain Tensioner, 06 B-1



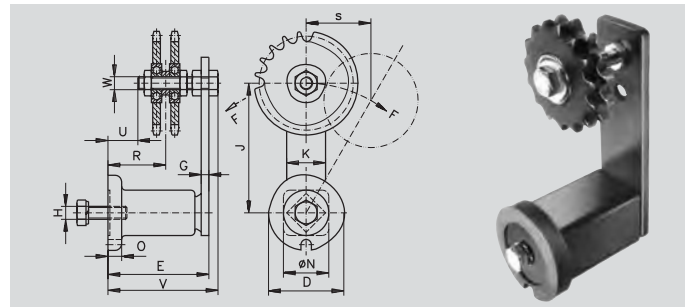
Product No.	DIN ISO	Number of teeth	Pitch Ø mm	max.Tensioning Force N	D mm	E mm	G mm	H mm	J mm	K mm	N mm	O mm	R mm	S max. mm	U mm	V mm	W mm	Weight kg
140 501 00	06 B - 1	15	45.81	0- 350	58	79 ^{+1.5} _{-0.5}	7	M10	100	30	35	10.5	34-55	50	23	85	M 10	0.75
140 502 00	081	18	73.14	0- 350	58	79 ^{+1.5} _{-0.5}	7	M10	100	30	35	10.5	40-48	50	23	88	M 16	0.95
140 503 00	083	18	73.14	0- 350	58	79 ^{+1.5} _{-0.5}	7	M10	100	30	35	10.5	40-48	50	23	88	M 16	0.96
140 505 00	08 B - 1	15	61.08	0- 350	58	79 ^{+1.5} _{-0.5}	7	M10	100	30	35	10.5	34-55	50	23	85	M 10	0.80
140 506 00	10 B - 1	15	76.36	0- 800	78	108 ⁺² _{-0.5}	8	M12	130	50	52	15	42-80	65	27	115	M 12	2.05
140 507 00	12 B - 1	15	91.63	0- 800	78	108 ⁺² _{-0.5}	8	M12	130	50	52	15	42-80	65	27	115	M 12	2.25
140 508 00	16 B - 1	13	106.14	0-1500	95	140 ⁺² _{-0.5}	10	M16	175	60	66	15	60-100	87.5	40	153	M 20	4.80

Chain Tensioners for Double-Strand Roller Chains DIN 8187

Material: Housing sintered steel or grey cast iron GG20, lever St52, sprocket made from steel.

This tensioning element, a continually-tensioning torsion element, prolongs the service life of chain and belt drives by at least 30%, and radically reduces maintenance and repair work. The unique operating principle of this spring offers a long tensioning distance, especially as the lever can be pre-tensioned by up to 30° in both directions. The permanent torsion force does not only automatically compensate the chain elongation, the rubber mounted element also dampens vibrations and shocks in the entire drive. Other advantages: chain track adjustable, rubber suspension, adjustable at an angle of 360°, tensioning pressure steplessly adjustable from "normal" to "hard". Can be used for both tensioning directions. Temperature range: -20° to +80°C.

Ordering Details: e.g.: Product No. 140 521 00, Chain Tensioner, 06 B-2



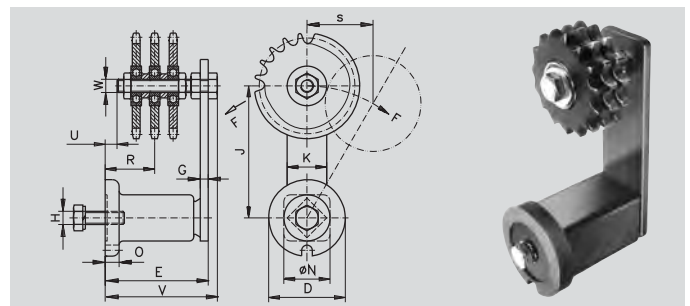
Product No.	DIN ISO	Number of teeth	Pitch Ø mm	max.Tensioning Force N	D mm	E mm	G mm	H mm	J mm	K mm	N mm	O mm	R mm	S max. mm	U mm	V mm	W mm	Weight kg
140 521 00	06 B - 2	15	45.81	0- 350	58	79 ^{+1.5} _{-0.5}	7	M10	100	30	35	10.5	39-50	50	23	85	M 10	0.80
140 525 00	08 B - 2	15	61.08	0- 350	58	79 ^{+1.5} _{-0.5}	7	M10	100	30	35	10.5	41-48	50	23	85	M 10	0.80
140 526 00	10 B - 2	15	76.36	0- 800	78	108 ⁺² _{-0.5}	8	M12	130	50	52	15	50-71	65	27	115	M 12	2.30
140 527 00	12 B - 2	15	91.63	0- 800	78	108 ⁺² _{-0.5}	8	M12	130	50	52	15	51-70	65	27	115	M 12	2.75
140 528 00	16 B - 2	13	106.14	0-1500	95	140 ⁺² _{-0.5}	10	M16	175	60	66	15	56-85	87.5	20	153	M 20	5.65

Chain Tensioners for Triple-Strand Roller Chains DIN 8187

Material: Housing sintered steel or grey cast iron GG20, lever St52, sprocket made from steel.

This tensioning element, a continually-tensioning torsion element, prolongs the service life of chain and belt drives by at least 30%, and radically reduces maintenance and repair work. The unique operating principle of this spring offers a long tensioning distance, especially as the lever can be pre-tensioned by up to 30° in both directions. The permanent torsion force does not only automatically compensate the chain elongation, the rubber mounted element also dampens vibrations and shocks in the entire drive. Other advantages: chain track adjustable, rubber suspension, adjustable at an angle of 360°, tensioning pressure steplessly adjustable from "normal" to "hard". Can be used for both tensioning directions. Temperature range: -20° to +80°C.

Ordering Details: e.g.: Product No. 140 531 00, Chain Tensioner, 06 B-3



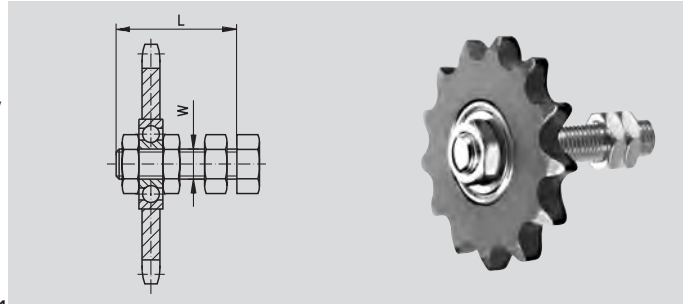
Product No.	DIN ISO	Number of teeth	Pitch Ø mm	max.Tensioning Force N	D mm	E mm	G mm	H mm	J mm	K mm	N mm	O mm	R mm	S mm	U mm	V mm	W mm	Weight kg
140 531 00	06 B - 3	15	45.81	0- 350	58	79 ^{+1.5} _{-0.5}	7	M10	100	30	35	10.5	25-45	50	6	85	M 10	0.9
140 535 00	08 B - 3	15	61.08	0- 350	58	79 ^{+1.5} _{-0.5}	7	M10	100	30	35	10.5	23-47	50	6	85	M 12	0.9
140 536 00	10 B - 3	15	76.36	0- 800	78	108 ⁺² _{-0.5}	8	M12	130	50	52	15	40-64	65	15	115	M 12	3.25
140 537 00	12 B - 3	15	91.63	0- 1500	95	140 ⁺² _{-0.5}	10	M16	175	60	66	15	56-80	87.5	30	153	M 20	6.5

Sprocket Sets for Chain Tensioners Single

Material: Steel St40/50.

The sprocket can be moved on the screw and thus be aligned with the chain. It is locked in the desired position with the nuts. The permanently lubricated 2-Z bearings are sealed on both sides and guarantee perfect running of the sprocket.

Temperature range: -20° to +120°C.



Ordering Details: e.g.: Product No. 140 501 01, Sprocket Set for Chain Tensioner Size 1

Product No.	Matching Tensioning Element Size	DIN ISO	No. of Teeth	Pitch Ø mm	L mm	W mm	Weight kg
140 501 01	1 and 2	06 B - 1	15	45.81	55	M10	0.08
140 502 01	1 and 2*	081	18	73.14	55	M16*	0.19
140 503 01	1 and 2*	083	18	73.14	55	M16*	0.21
140 505 01	1 and 2	08 B - 1	15	61.08	55	M10	0.20
140 506 01	3	10 B - 1	15	76.36	80	M12	0.30
140 507 01	3	12 B - 1	15	91.63	80	M12	0.51
140 508 01	4	16 B - 1	13	106.14	100	M20	0.95

*tensioning element needs to be drilled out.

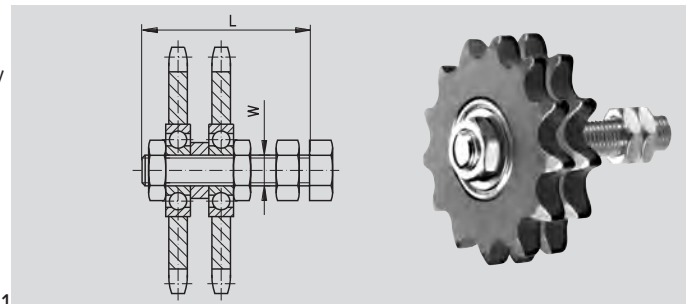
Sprocket Sets for Chain Tensioners, Double

Material: Steel St40/50.

The sprocket can be moved on the screw and thus be aligned with the chain. It is locked in the desired position with the nuts. The permanently lubricated 2-Z bearings are sealed on both sides and guarantee perfect running of the sprocket.

Accurate-to-size spacers guarantee perfect meshing of teeth and sprocket.

Temperature range: -20° to +120°C.



Ordering Details: e.g.: Product No. 140 521 01, Sprocket Set for Chain Tensioner Size 1

Product No.	Matching Tensioning Element Size	DIN ISO	No. of Teeth	Pitch Ø mm	L mm	W mm	Weight kg
140 521 01	1 and 2	06 B - 2	15	45.81	55	M10	0.15
140 525 01	1 and 2	08 B - 2	15	61.08	70	M10	0.40
140 526 01	3	10 B - 2	15	76.36	80	M12	0.60
140 527 01	3	12 B - 2	15	91.63	80	M12	1.00
140 528 01	4	16 B - 2	13	106.14	120	M20	1.90

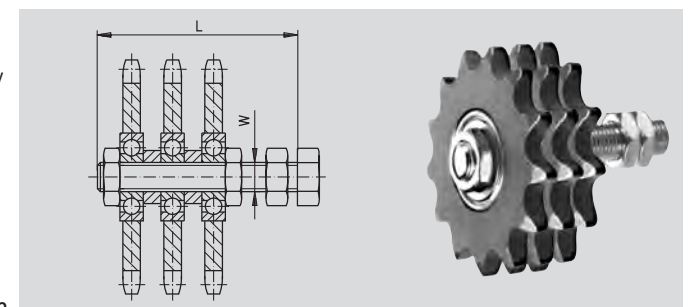
Sprocket Sets for Chain Tensioners, Triple

Material: Steel St40/50.

The sprocket can be moved on the screw and thus be aligned with the chain. It is locked in the desired position with the nuts. The permanently lubricated 2-Z bearings are sealed on both sides and guarantee perfect running of the sprocket.

Accurate-to-size spacers guarantee perfect meshing of teeth and sprocket.

Temperature range: -20° to +120°C.



Ordering Details: e.g.: Product No. 140 531 01, Sprocket Set for Chain Tensioner Size 2

Product No.	Matching Tensioning Element Size	DIN ISO	No. of Teeth	Pitch Ø mm	L mm	W mm	Weight kg
1140 531 01	2	06 B - 3	15	45.81	70	M10	0.25
140 535 01	2* and 3	08 B - 3	15	61.08	80	M12	0.50
140 536 01	3	10 B - 3	15	76.36	80	M12	0.95
140 537 01	4	12 B - 3	15	91.63	120	M20	1.50

*tensioning element needs to be drilled out.

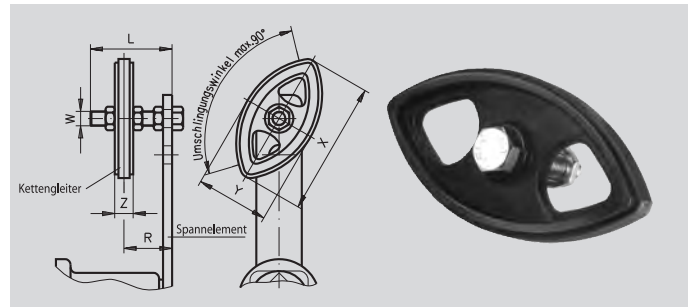
Chain Rider Sets

Material: Plastic POM. Screw zinc-plated steel.

The chain rider set is mounted on the suitable tensioning element to create a ready-to-mount, cost-efficient chain tensioner. The shape of the rider, made from high-grade, friction resistant, industrial plastic, means the rider can be used on both rider sides and the large radius guarantees quiet operation. The maximum chain speed must not exceed 1.5 m/sec. Temperature range: -20° to +80°C.

Tensioning Element has to be ordered separately.

Ordering Details: e.g.: Product No. 140 851 00 Chain Rider Set.06 B-1 incl. mounting accessories



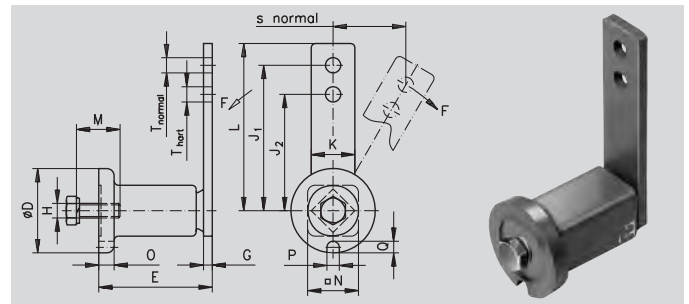
Product No.	Suitable for Tensioning Element Size	DIN ISO	W mm	L mm	X mm	Y mm	Z mm	Adjustment Range R mm	Weight kg
140 851 00	0	06 B - 1	M8	45	74	40	10.2	19 - 34	0.05
140 855 00	1	08 B - 1	M10	55	96	50	13.9	23 - 41	0.10
140 856 00	2	10 B - 1	M10	55	126	65	16.6	24 - 39	0.12
140 857 00	3	12 B - 1	M12	80	148	74	19.5	30 - 61	0.18

Tensioning Elements in Standard Version

Material: Housing up to Ø 78 mm made from sintered steel, over Ø 78 mm made from grey cast iron GG20, lever made from St52.

These tensioning elements can be used for tensioning all common kinds of chain and belt drives. The elastomeric inserts are based on highly-elastic natural rubber with a good shape memory and are designed for applications in temperatures from -40° to +80°C

The tensioning elements are painted blue and supplied with a zinc-plated screw and spring washer. Can be used for both tensioning directions. Temperature range: -40° to +80°C.



Ordering Details: e.g.: Product No. 140 800 00, Tensioning Element Ø 35 x 90 mm long

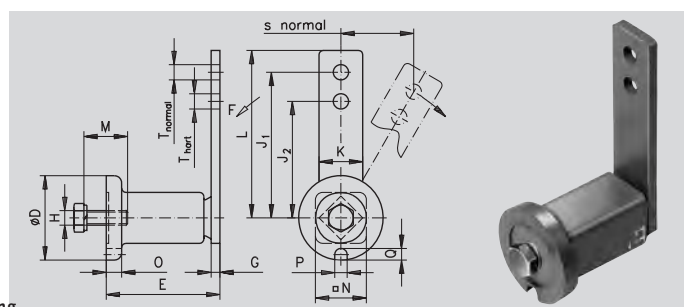
Product No.	Size	F max. at		s max.																	MA Nm	Weight kg
		normal N	hard N	n mm	h mm	D mm	E mm	G mm	H mm	J1 mm	J2 mm	K mm	L mm	M mm	N mm	O mm	P mm	Q mm	T mm			
140 800 00	0	80	106	40	30	35	51 ^{+1.0} _{-0.5}	5	M6	80	60	20	90	20	22	6	8	5	8.5	10	0.2	
140 801 00	1	135	168	50	40	45	64 ^{+1.0} _{-0.5}	5	M8	100	80	25	112.5	25	30	8	8.5	6	10.5	25	0.4	
140 802 00	2	350	437	50	40	58	79 ^{+1.5} _{-0.5}	7	M10	100	80	30	115	30	35	10.5	8.5	8	10.5	49	0.6	
140 803 00	3	800	1040	65	50	78	108 ⁺² _{-0.5}	8	M12	130	100	50	155	40	52	15	10.5	10	12.5	86	1.7	
140 804 00	4	1500	1875	87.5	70	95	140 ⁺² _{-0.5}	10	M16	175	140	60	205	40	66	15	12.5	12	20.5	210	3.55	

Tensioning Elements, Zinc Plated and Oil Resistant

Material: Casing made from sintered steel or grey cast iron GG20, lever made from St52.

The design of these tensioning elements is identical to the standard version, but they are zinc plated and the synthetic spring elements are resistant to mineral oils. These components are especially suited for "outdoor" applications, e.g. for construction machinery or for use inside the oilbath of a gearbox. The tensioning elements are marked with a yellow dot on the lever. Can be used for both tensioning directions. Temperature range: -40° to +120°C.

Ordering Details: e.g.: Product No. 140 800 03, Tensioning Element Ø 35 x 90 mm long

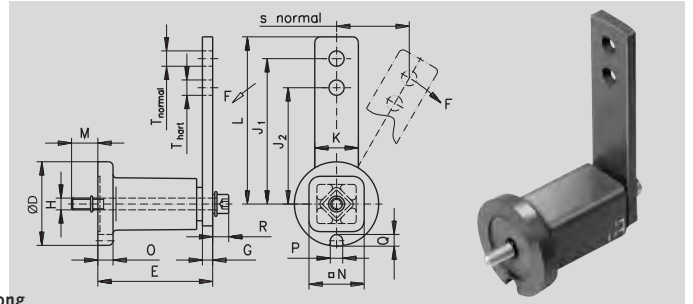


Product No.	Size	F max. at		s max.																	MA Nm	Weight kg
		normal N	hard N	n mm	h mm	D mm	E mm	G mm	H mm	J1 mm	J2 mm	K mm	L mm	M mm	N mm	O mm	P mm	Q mm	T mm			
140 800 03	0	80	106	40	30	35	51 ^{+1.0} _{-0.5}	5	M6	80	60	20	90	20	22	6	8	5	8.5	10	0.2	
140 801 03	1	135	168	50	40	45	64 ^{+1.0} _{-0.5}	5	M8	100	80	25	112.5	25	30	8	8.5	6	10.5	25	0.4	
140 802 03	2	350	437	50	40	58	79 ^{+1.5} _{-0.5}	7	M10	100	80	30	115	30	35	10.5	8.5	8	10.5	49	0.6	
140 803 03	3	800	1040	65	50	78	108 ⁺² _{-0.5}	8	M12	130	100	50	155	40	52	15	10.5	10	12.5	86	1.7	
140 804 03	4	1500	1875	87.5	70	95	140 ⁺² _{-0.5}	10	M16	175	140	60	205	40	66	15	12.5	12	20.5	210	3.55	

Tensioning Elements with Front Mounting

Material: Housing up to Ø 78 mm made from sintered steel, over Ø 78 mm made from grey cast iron GG20, lever made from St52.

These tensioning elements are in general identical to the standard version. For easier mounting they are fixed from the lever side using an in-and-out screw. A thread has to be cut in the machine housing. The supplied screw is secured for transport with an O-Ring. Can be used for both tensioning directions. Temperature range: -40° to +80°C.



Ordering Details: e.g.: Product No. 140 801 07, Tensioning Element Ø 45 x 113 mm long

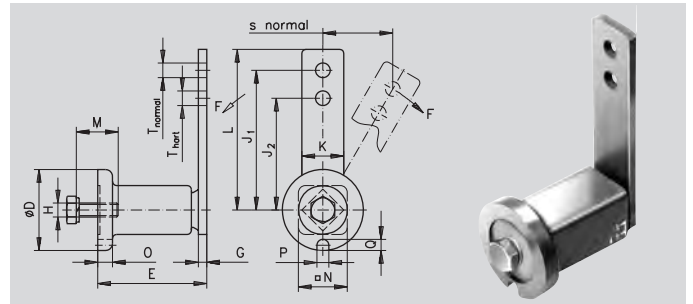
Product No.	Size	F max. at		s max.		n	h	D	E	G	H	J ₁	J ₂	K	L	M	N	O	P	Q	R	T	M _A	Weight
		normal N	hard N	mm	mm																			
140 801 07	1	135	168	50	40	45	64	$^{+1.0}_{-0.5}$	5	M6	100	80	25	113	12.4	30	8	8.5	6	10	10.5	17	0.4	
140 802 07	2	350	437	50	40	58	79	$^{+1.5}_{-0.5}$	7	M8	100	80	30	115	18.9	35	10.5	8.5	8	12	10.5	41	0.65	
140 803 07	3	800	1040	65	50	78	108	$^{+2}_{-0.5}$	8	M10	130	100	50	155	17.5	52	15	11	10	16	12.5	83	1.85	
140 804 07	4	1500	1875	87.5	70	95	140	$^{+2}_{-0.5}$	10	M12	175	140	60	205	18.0	66	15	13	12	19	20.5	145	3.70	

Tensioning Elements Stainless

Material: Stainless steel 1.4301 or 1.4308.

The design of this tensioning element is identical to the standard version.

Temperature range: -40° to +80°C.



Ordering Details: e.g.: Product No. 140 998 01, Tensioning Element Ø 45x112.5 mm long

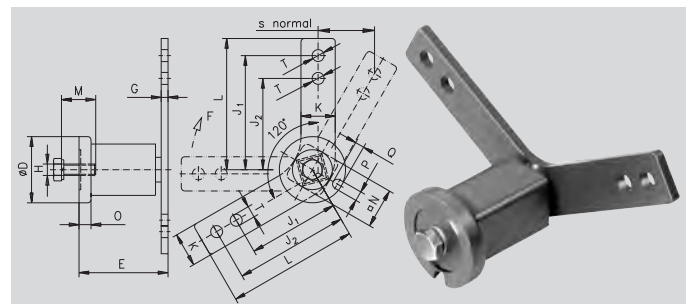
Product No.	Size	F max. at		s max.		n	h	D	E	G	H	J ₁	J ₂	K	L	M	N	O	P	Q	T	M _A	Weight
		normal N	hard N	mm	mm																		
140 998 01	1	150	187.5	50	40	45	64	$^{+1.0}_{-0.5}$	5	M8	100	80	25	112.5	25	30	8	8.5	6	10.5	25	0.35	
140 998 02	2	400	500	50	40	58	79	$^{+1.5}_{-0.5}$	7	M10	100	80	30	115	30	35	10.5	8.5	8	10.5	49	0.70	
140 998 03	3	860	1118	65	50	78	108	$^{+2}_{-0.5}$	8	M12	130	100	50	155	40	52	15	10.5	10	12.5	86	1.90	
140 998 04	4	1500	1875	87.5	70	100	140	$^{+2}_{-0.5}$	10	M16	175	140	70	205	40	70	15	12.5	12	20.5	210	4.30	

Tensioning Elements „Boomerang“

Material: Housing sintered steel, lever St52.

These tensioning elements are used to compensate the slack in extremely long chain drives. The slack length passes in an S-shape through the supplied sprockets or pulleys so that the lever works as a compensator. This system thus offers a triple compensation of the slack compared to standard tensioners.

Application example:



Ordering Details: e.g.: Product No. 140 802 09, Tensioning Element Ø 58 x 115 mm long

Product No.	Size	F max. at		s max.		n	h	D	E	G	H	J ₁	J ₂	K	L	M	N	O	P	Q	T	M _A	Weight
		normal N	hard N	mm	mm																		
140 802 09	2	175	215	50	40	58	79	$^{+1.5}_{-0.5}$	6	M10	100	80	30	115	30	35	10.5	8.5	8	10.5	49	0.75	
140 803 09	3	400	520	65	50	78	108	$^{+2}_{-0.5}$	8	M12	130	100	50	155	40	52	15	11	10	12.5	86	2.10	