

Precision Worm Gear Sets - Right Hand (Worm Gears and Hollow Worms)

Pressure angle 15°.

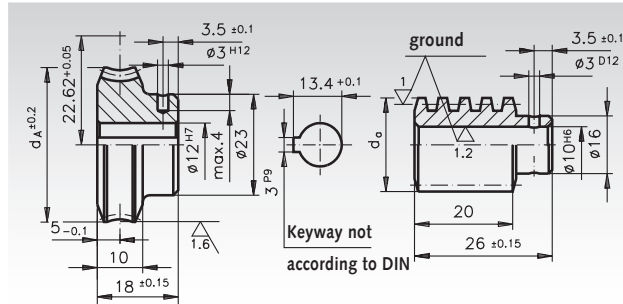
Material:

Worm gear: special brass CuZn40Al2/So.
Worm: 11SMnPb30, inspected for fissures, case hardened HV620-700, ground.
Can be built into gear systems, no reworking required, thus short assembly times.

Ordering Details: e.g.:

Product No. 320 303 00, Prec. Worm Gear A 22.62

Product No. 320 403 00, Prec. Worm A 22.62



Centre Distance in Casing 22.62 mm + 0.05

Product No. Worm Gear	Product No. Worm	Transmission	Module	No. of Teeth	No. of Threads	Lead Angle	Worm Gear $d_A \pm 0.2$ mm	Worm d_a mm	Maximum Torque at 2800min ⁻¹ Nm	** η	Weight Worm Gear g	Weight Worm g
320 303 00	320 403 00	3 : 1*	1,0	21	7	17° 36'	24,8	25,15	2,2	0,74	40	60
320 304 00	320 404 00	4 : 1	1,25	20	5	19° 32'	29,8	21,20	3,6	0,75	54	35
320 307 00	320 407 00	7 : 1	1,25	21	3	11° 46'	29,8	20,90	3,6	0,66	54	34
320 310 00	320 410 00	10,5 : 1	1,25	21	2	7° 41'	29,8	21,20	3,4	0,57	54	34
320 321 00	320 421 00	21 : 1	1,25	21	1	3° 48'	29,8	21,40	3,4	0,40	53	35
320 330 00	320 430 00	30 : 1	0,9	30	1	2° 50'	29,8	20,00	3,6	0,34	55	33
320 340 00	320 440 00	40 : 1	0,7	40	1	2° 20'	29,8	18,60	3,9	0,29	60	28

* Worm only polished.

** The figures stated for the efficiency are only reference values, as besides the lead angle, mounting, lubrication, speed and assembly also have an influence on the efficiency.

Precision Worm Gear Sets - Right Hand (Worm Gears and Hollow Worms)

Pressure angle 15°.

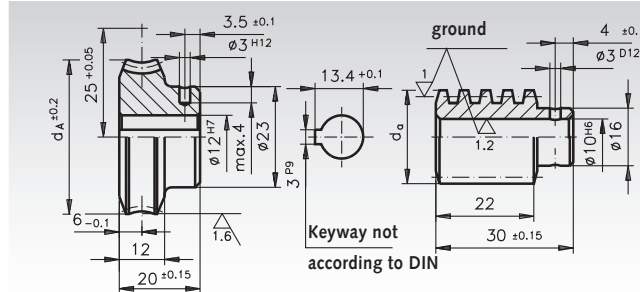
Material:

Worm gear: special brass CuZn40Al2/So.
Worm: 11SMnPb30, inspected for fissures, case hardened HV620-700, ground.
Can be built into gear systems, no reworking required, thus short assembly times.

Ordering Details: e.g.:

Product No. 320 604 00, Prec. Worm Gear A 25


Product No. 320 704 00, Prec. Worm A 25



Centre Distance in Casing 25 mm + 0.05

Product No. Worm Gear	Product No. Worm	Transmission	Module	No. of Teeth	No. of Threads	Lead Angle	Worm Gear $d_A \pm 0.2$ mm	Worm d_a mm	Maximum Torque at 2800min ⁻¹ Nm	** η	Weight Worm Gear g	Weight Worm g
320 604 00	320 704 00	4 : 1	1,4	20	5	20° 29'	33,5	22,80	5,1	0,76	80	46
320 605 00	320 705 00	5 : 1	1,5	20	4	19° 15'	34,8	21,20	6,5	0,75	84	37
320 606 00	320 706 00	6,5 : 1	1,15	26	4	13° 52'	34,8	21,50	6,0	0,70	80	42
320 610 00	320 710 00	10 : 1	1,5	20	2	8° 48'	34,8	22,60	5,9	0,61	80	44
320 615 00	320 715 00	15 : 1	1,0	30	2	6° 29'	34,8	19,70	5,7	0,53	86	35
320 620 00	320 720 00	20 : 1	1,5	20	1	4° 19'	34,8	22,90	5,8	0,44	77	46
320 625 00	320 725 00	25 : 1	1,0	25	1	2° 18'	27,8	26,96	4,1	0,30	56	77
320 630 00	320 730 00	30 : 1	1,0	30	1	2° 53'	33,5	21,90	5,9	0,34	78	46
320 640 00	320 740 00	40 : 1	0,8	40	1	2° 33'	34,8	19,56	6,2	0,31	87	37
320 650 00	320 750 00	50 : 1	0,6	50	1	1° 43'	33,5	21,16	5,1	0,24	78	47

** The figures stated for the efficiency are only reference values, as besides the lead angle, mounting, lubrication, speed and assembly also have an influence on the efficiency.



**Reworking within
24h-service possible.
Custom made parts
on request.**