

## Precision Needle-Bearing Universal Joints DIN 808

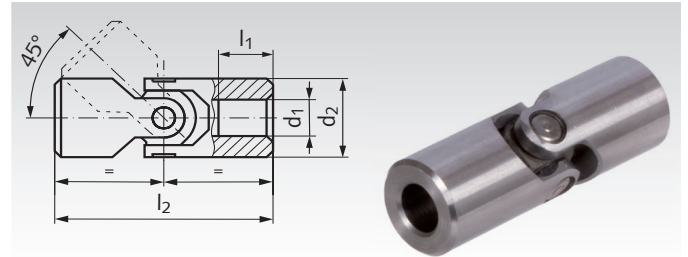
The needle-bearing universal joints have almost zero backlash, high accuracy and good turning properties. These special needle-rollers without cage can take high loads even at large operating angles. A special grinding process realizes a perfect parallelism of

the axes and the single parts of the joints - which guarantees an extremely long service life.

### Single, Precision Universal Joints WEN with Needle-Roller Bearings, DIN 808

Material: Steel 35SMnPb10, Bearing Parts 18NiCrMo5Pb.

Max. Operating Angle 45°.



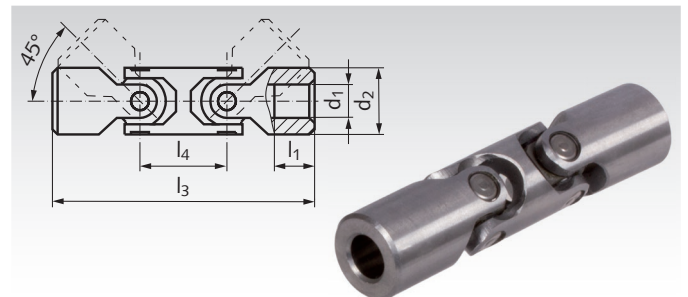
Ordering Details: e.g.: Product No. 631 116 00, Precision, Universal Joint WEN, 8 mm Bore

Product No.	d <sub>1</sub> <sup>H7</sup> mm	d <sub>2</sub> mm	l <sub>1</sub> mm	l <sub>2</sub> mm	permissible max. Torques in Nm at different Speeds						Weight kg
					250 min <sup>-1</sup>	500 min <sup>-1</sup>	1000 min <sup>-1</sup>	2000 min <sup>-1</sup>	3000 min <sup>-1</sup>	4000 min <sup>-1</sup>	
631 116 00	8	16	15	52	5,8	5,8	5,8	5,8	-	-	0,05
631 122 00	10	20	18	62	22	17	14	11	10	9	0,10
631 126 00	14	25	20	74	34	29	24	22	20	18	0,18
631 132 00	16	32	24	86	65	55	45	40	37	32	0,33
631 137 00	18	37	17	72	75	61	50	45	40	36	0,40
631 140 00	20	40	30	108	140	120	100	80	70	65	0,71
631 150 00	25	50	38	132	200	170	130	110	90	85	1,33
631 163 00	30	63	45	166	300	270	230	190	160	140	2,78
631 170 00	35	70	35	140	326	277	237	198	168	-	2,75
631 180 00	40	80	50	180	365	303	255	205	186	-	4,93

### Double, Precision Universal Joints WDN with Needle-Roller Bearings, DIN 808


Material: Steel 35SMnPb10, Bearing Parts 18NiCrMo5Pb.

Max. Operating Angle 90°.



Ordering Details: e.g.: Product No. 631 620 00, Precision Universal Joint WDN, 10 mm Bore

Product No.	d <sub>1</sub> <sup>H7</sup> mm	d <sub>2</sub> mm	l <sub>1</sub> mm	l <sub>3</sub> mm	l <sub>4</sub> mm	Permissible Max. Torques in Nm at different Speeds						Weight kg
						250 min <sup>-1</sup>	500 min <sup>-1</sup>	1000 min <sup>-1</sup>	2000 min <sup>-1</sup>	3000 min <sup>-1</sup>	4000 min <sup>-1</sup>	
631 620 00	10	20	18	88	26	19,8	15,3	12,6	9,9	9	8	0,14
631 626 00	14	25	20	104	33	30	26	21	19	18	16	0,24
631 632 00	16	32	24	125	38	58	49	40	35	33	28	0,52
631 640 00	20	40	30	156	48	125	108	90	70	63	58	1,01
631 650 00	25	50	38	188	56	180	150	117	95	80	75	1,63
631 663 00	30	63	42	238	80	270	240	207	170	140	125	3,90
631 670 00	35	70	30	212	78	293	249	213	178	151	-	4,08
631 680 00	40	80	48	290	120	328	273	230	185	167	-	7,96



**Reworking within  
24h-service possible.  
Custom made parts  
on request.**