

## Roller Chains with Bent Attachments DIN ISO 606 (ex DIN 8187-2), K1, 4 x p

**Material:** Special chain steels.


### Attachment distance 4 x p

(attachment at every second outer link), either one-sided or two-sided.

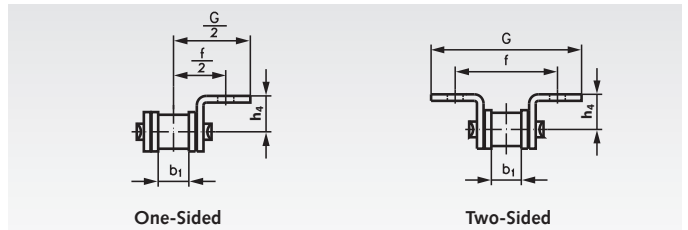
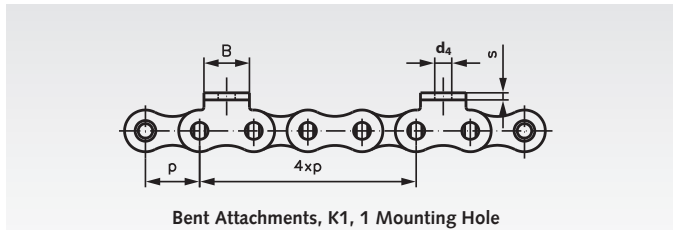
Other Attachment distance can be supplied at short notice. Different attachment sizes and special chains on request.

Connecting links (e.g. no.11/E) have to be ordered separately (see page 37).

Ordering Details, e.g., Product No. 101 000 03, Roller Chain with Bent Attachments 06 B-1-K1, One-Sided on the Outer Link, Distance 4 x p



### K1 = Slim Version, 1 Mounting Hole



DIN ISO No.	Product No. One-Sided 4 x p	Product No. Two-Sided 4 x p	Pitch x Inner Width p x b <sub>1</sub> inch	Pitch p mm	Inner Width b <sub>1</sub> min. mm	h <sub>4</sub> mm	d <sub>4</sub> mm	f/2 mm	G/2* mm	B* mm	s min* mm	Weight*	
												1-Sided kg/m	2-Sided kg/m
06 B-1**	101 000 03	101 000 04	3/8 x 7/32"	9,525	5,72	6,5	3,5	9,5	13,5	8,0	1,2	0,45	0,49
08 B-1	105 000 03	105 000 04	1/2 x 5/16"	12,7	7,75	8,9	4,5	12,7	17,6	9,5	1,6	0,75	0,81
10 B-1	106 000 03	106 000 04	5/8 x 3/8"	15,875	9,65	10,3	5,5	15,9	22,5	14,3	1,7	1,03	1,12
12 B-1	107 000 03	107 000 04	3/4 x 7/16"	19,05	11,68	13,5	6,6	19,05	26,5	16,0	1,8	1,27	1,38
16 B-1	108 000 03	108 000 04	1" x 17,02mm	25,4	17,02	15,9	6,6	25,4	36,3	19,1	2,8	2,94	3,17

\* The marked dimensions are not listed in the DIN and may vary a little.

Attachments with dimensions according to company standard are still available on request.

\*\* This size is not listed in the DIN.

## Roller Chains with Bent Attachments DIN ISO 606 (ex DIN 8187-2), K1, 6 x p

**Material:** Special chain steels.


### Attachment distance 6 x p

(attachment at every third outer link), either one-sided or two-sided.

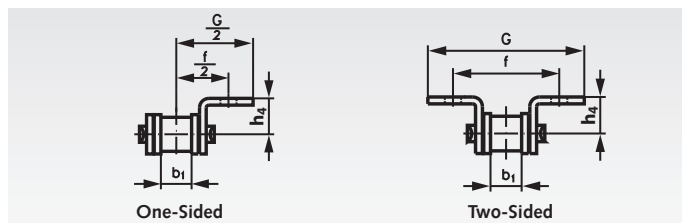
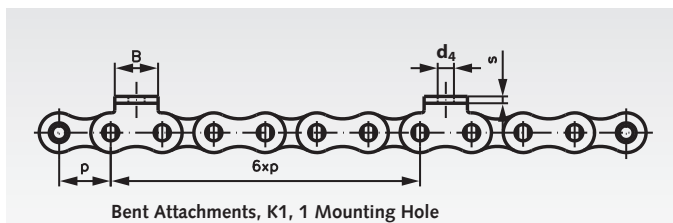
Other Attachment distance can be supplied at short notice. Different attachment sizes and special chains on request.

Connecting links (e.g. no.11/E) have to be ordered separately (see page 37).

Ordering Details, e.g., Product No. 101 000 05, Roller Chain with Bent Attachments 06 B-1-K1, One-Sided on the Outer Link, Distance 6 x p



### K1 = Slim Version, 1 Mounting Hole



DIN ISO No.	Product No. One-Sided 6 x p	Product No. Two-Sided 6 x p	Pitch x Inner Width p x b <sub>1</sub> inch	Pitch p mm	Inner Width b <sub>1</sub> min. mm	h <sub>4</sub> mm	d <sub>4</sub> mm	f/2 mm	G/2* mm	B* mm	s min* mm	Weight*	
												1-Sided kg/m	2-Sided kg/m
06 B-1**	101 000 05	101 000 06	3/8 x 7/32"	9,525	5,72	6,5	3,5	9,5	13,5	8,0	1,2	0,45	0,49
08 B-1	105 000 05	105 000 06	1/2 x 5/16"	12,7	7,75	8,9	4,5	12,7	17,6	9,5	1,6	0,75	0,81
10 B-1	106 000 05	106 000 06	5/8 x 3/8"	15,875	9,65	10,3	5,5	15,9	22,5	14,3	1,7	1,03	1,12
12 B-1	107 000 05	107 000 06	3/4 x 7/16"	19,05	11,68	13,5	6,6	19,05	26,5	16,0	1,8	1,27	1,38
16 B-1	108 000 05	108 000 06	1" x 17,02mm	25,4	17,02	15,9	6,6	25,4	36,3	19,1	2,8	2,94	3,17

\* The marked dimensions are not listed in the DIN and may vary a little.

Attachments with dimensions according to company standard are still available on request.

\*\* This size is not listed in the DIN.