

## Roller Chains with Bent Attachments DIN ISO 606 (ex DIN 8187-2), K2, 4 x p

**Material:** Special chain steels.


### Attachment distance 4 x p

(attachment at every second outer link),  
either one-sided or two-sided.

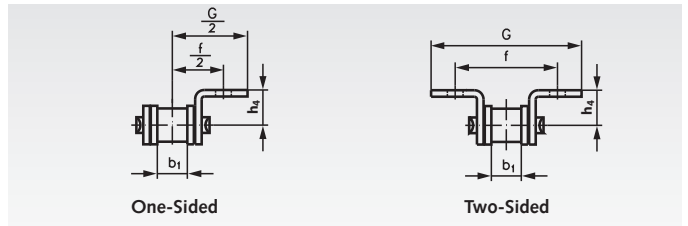
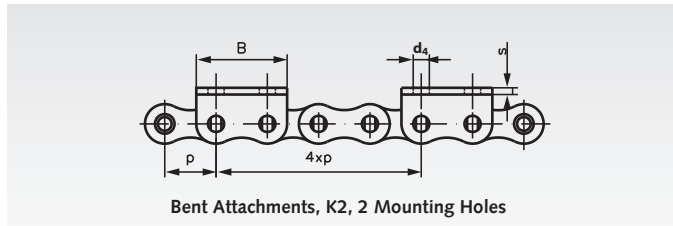
Other attachment distances can be supplied at short notice.  
Different attachment sizes and special chains on request.

Connecting links (e.g. no.11/E) have to be ordered separately  
(see page 37).

Ordering Details, e.g., Product No. 101 000 23, Roller Chain with Bent Attachments  
06 B-1-K2, One-Sided on the Outer Link, Distance 4 x p



### K2 = Wide Version, 2 Mounting Holes



DIN ISO No.	Product No. One-Sided 4 x p	Product No. Two-Sided 4 x p	Pitch x Inner Width p x b <sub>1</sub> inch	Pitch p mm	Inner Width b <sub>1</sub> min. mm	h <sub>4</sub> mm	d <sub>4</sub> mm	f/2 mm	G/2* mm	B* mm	s min* mm	Weight*	
												1-Sided kg/m	2-Sided kg/m
06 B-1**	101 000 23	101 000 24	3/8 x 7/32"	9,525	5,72	6,5	3,5	9,5	13,7	17,7	1,2	0,51	0,61
08 B-1	105 000 23	105 000 24	1/2 x 5/16"	12,7	7,75	8,9	4,5	12,7	17,6	23,2	1,6	0,84	0,99
10 B-1	106 000 23	106 000 24	5/8 x 3/8"	15,875	9,65	10,3	5,5	15,9	22,5	29,5	1,7	1,13	1,30
12 B-1	107 000 23	107 000 24	3/4 x 7/16"	19,05	11,68	13,5	6,6	19,05	26,5	33,8	1,8	1,40	1,64
16 B-1	108 000 23	108 000 24	1" x 17,02mm	25,4	17,02	15,9	6,6	25,4	36,3	46,2	2,8	3,26	3,82

\* The marked dimensions are not listed in the DIN and may vary a little.

Attachments with dimensions according to company standard are still available on request.

\*\* This size is not listed in the DIN.

## Roller Chains with Bent Attachments DIN ISO 606 (ex DIN 8187-2), K2, 6 x p

**Material:** Special chain steels.

### Attachment distance 6 x p

(attachment at every third outer link),  
either one-sided or two-sided.

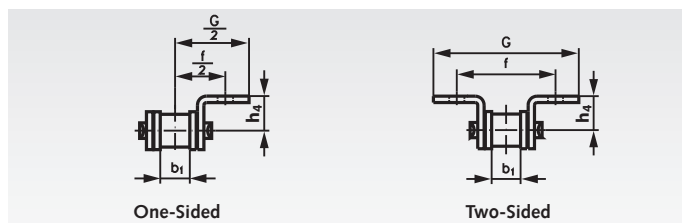
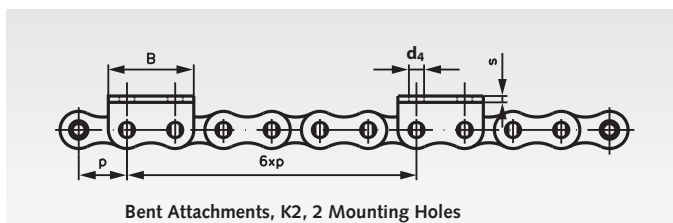
Other attachment distances can be supplied at short notice.  
Different attachment sizes and special chains on request.

Connecting links (e.g. no.11/E) have to be ordered separately  
(see page 37).

Ordering Details, e.g., Product No. 101 000 25, Roller Chain with Bent Attachments  
06 B-1-K2, One-Sided on the Outer Link, Distance 6 x p



### K2 = Wide Version, 2 Mounting Holes



DIN ISO No.	Product No. One-Sided 6 x p	Product No. Two-Sided 6 x p	Pitch x Inner Width p x b <sub>1</sub> inch	Pitch p mm	Inner Width b <sub>1</sub> min. mm	h <sub>4</sub> mm	d <sub>4</sub> mm	f/2 mm	G/2* mm	B* mm	s min* mm	Weight*	
												1-Sided kg/m	2-Sided kg/m
06 B-1**	101 000 25	101 000 26	3/8 x 7/32"	9,525	5,72	6,5	3,5	9,5	13,7	17,7	1,2	0,51	0,61
08 B-1	105 000 25	105 000 26	1/2 x 5/16"	12,7	7,75	8,9	4,5	12,7	17,6	23,2	1,6	0,84	0,99
10 B-1	106 000 25	106 000 26	5/8 x 3/8"	15,875	9,65	10,3	5,5	15,9	22,5	29,5	1,7	1,13	1,30
12 B-1	107 000 25	107 000 26	3/4 x 7/16"	19,05	11,68	13,5	6,6	19,05	26,5	33,8	1,8	1,40	1,64
16 B-1	108 000 25	108 000 26	1" x 17,02mm	25,4	17,02	15,9	6,6	25,4	36,3	46,2	2,8	3,26	3,82

\* The marked dimensions are not listed in the DIN and may vary a little.

Attachments with dimensions according to company standard are still available on request.

\*\* This size is not listed in the DIN.