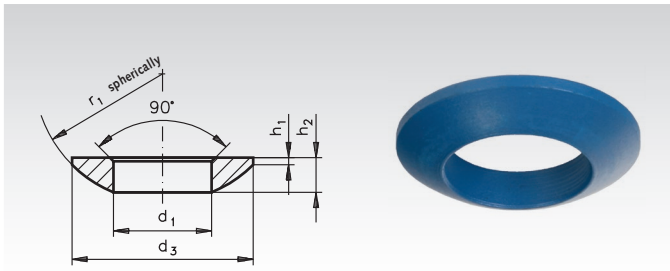


### Spherical Washers DIN 6319, PTFE coated

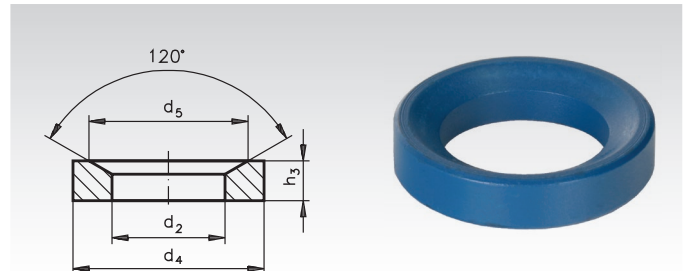


**Material:** Steel, blank, turned, case hardened, hardening depth min. 0.2 mm. PTFE coated, blue-coloured. The very low friction enables precise adjusting at high wear resistance.

Ordering Details: e.g.: Product No. 655 984 06, Washer DIN 6319 PTFE, 6.4 mm

Product No. Type C	d <sub>1</sub> <sup>H13</sup> mm	d <sub>3</sub> mm	h <sub>1</sub> mm	h <sub>2</sub> mm	r <sub>1</sub> mm	for bolt mm	Weight g
655 984 06	6,4	12	0,7	2,3	9	M6	0,9
655 984 08	8,4	17	0,6	3,2	12	M8	2,5
655 984 10	10,5	21	0,8	4,0	15	M10	5,0
655 984 12	13	24	1,1	4,6	17	M12	7,3
655 984 14	15	28	1,2	5,0	22	M14	11,4
655 984 16	17	30	1,3	5,3	22	M16	12,7
655 984 20	21	36	2,0	6,3	27	M20	22
655 984 24	25	44	2,4	8,2	32	M24	43
655 984 30	31	56	3,6	11,2	41	M30	102
655 984 36	37	68	4,6	14,0	50	M36	190
655 984 40	43	78	6,5	17,0	58	M42	305
655 984 48	50	92	8,0	21,0	67	M48	540

### Conical Seats DIN 6319, PTFE coated



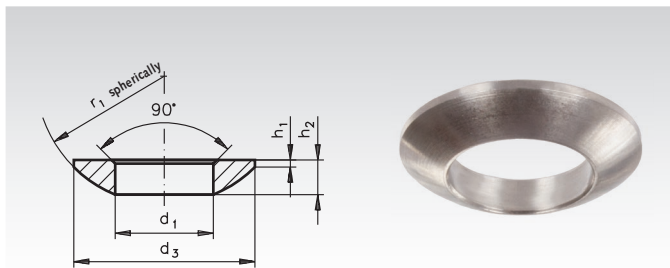
**Material:** Steel, blank, turned, case hardened, hardening depth min. 0.2 mm. PTFE coated, blue-coloured. The very low friction enables precise adjusting at high wear resistance.

Ordering Details: e.g.: Product No. 655 985 06, Seat DIN 6319 PTFE, 7.1 mm

Product No. Type D	d <sub>2</sub> <sup>H13</sup> mm	d <sub>4</sub> mm	d <sub>5</sub> mm	h <sub>3</sub> mm	h <sub>4</sub> * mm	for bolt mm	Weight g
655 985 06	7,1	12	11,0	2,8	4,1	M6	1,3
655 985 08	9,6	17	14,5	3,5	5,1	M8	3,5
655 985 10	12	21	18,5	4,2	6,4	M10	6,7
655 985 12	14,2	24	20,0	5,0	8,1	M12	10,0
655 985 14	16,5	28	24,8	5,6	8,7	M14	14,4
655 985 16	19	30	26	6,2	9,4	M16	18
655 985 20	23,2	36	31	7,5	11,6	M20	31
655 985 24	28	44	37	9,5	15,1	M24	61
655 985 30	35	56	49	12,0	19,8	M30	130
655 985 36	42	68	60	15,0	23,1	M36	230
655 985 40	49	78	70	18,0	29,1	M42	360
655 985 48	56	92	82	22,0	36,1	M48	640

\* Total height, together with spherical washer.

### Spherical Washers DIN 6319 of Stainless Steel



**Material:** 1.4305.

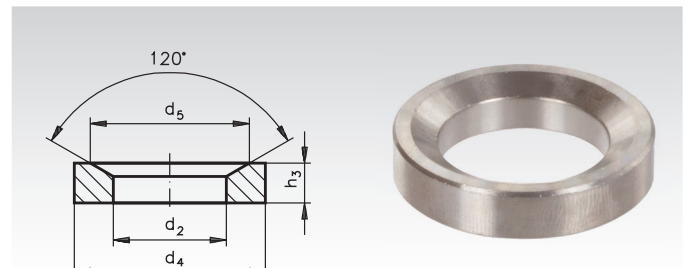


Ordering Details e.g.: Product No. 655 994 06, Spherical Washer DIN 6319, 6.4 mm, stainless

Product No. Type C	d <sub>1</sub> <sup>H13</sup> mm	d <sub>3</sub> mm	h <sub>1</sub> mm	h <sub>2</sub> mm	r <sub>1</sub> mm	for bolt mm	F* kN	Weight g
655 994 06	6,4	12	0,7	2,3	9	M6	6	0,9
655 994 08	8,4	17	0,6	3,2	12	M8	12	2,5
655 994 10	10,5	21	0,8	4,0	15	M10	16	5,0
655 994 12	13	24	1,1	4,6	17	M12	24	7,3
655 994 16	17	30	1,3	5,3	22	M16	45	12,7
655 994 20	21	36	2,0	6,3	27	M20	71	22
655 994 24	25	44	2,4	8,2	32	M24	105	43
655 994 30	31	56	3,6	11,2	41	M30	191	102

\* Max. statical load.

### Conical Seats DIN 6319 of Stainless Steel



**Material:** 1.4305.



Ordering Details e.g.: Product No. 655 995 06, Conical Seat DIN 6319, 7.1 mm, stainless

Product No. Type D	d <sub>2</sub> <sup>H13</sup> mm	d <sub>4</sub> mm	d <sub>5</sub> mm	h <sub>3</sub> mm	h <sub>4</sub> ** mm	for bolt mm	F* kN	Weight g
655 995 06	7,1	12	11,0	2,8	4,0	M6	6	1,3
655 995 08	9,6	17	14,5	3,5	5,0	M8	12	3,5
655 995 10	12	21	18,5	4,2	6,3	M10	16	6,7
655 995 12	14,2	24	20,0	5,0	8,0	M12	24	10,0
655 995 16	19	30	26	6,2	9,3	M16	45	18
655 995 20	23,2	36	31	7,5	11,5	M20	71	31
655 995 24	28	44	37	9,5	15,0	M24	105	61
655 995 30	35	56	49	12,0	19,7	M30	191	130

\* Max. statical load.

\*\* Total height, together with spherical washer.