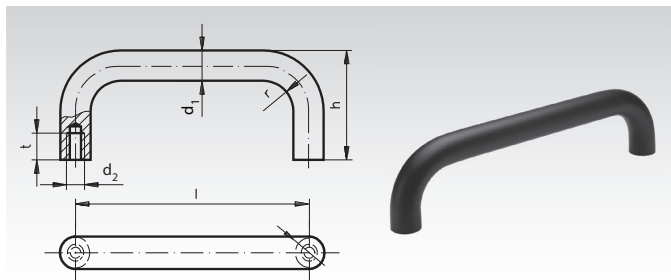


Cabinet "U" Handles 426

Material: Aluminium plastic coated, matt finish black RAL 9005.

Handles $d_1 = 20$ mm are drawn from aluminium extrusions.

Handles $d_1 = 28$ mm are produced from aluminium tube with a wall thickness of 4 mm with threaded bush from aluminium.



Ordering Details: e.g.: Product No. 666 669 01, Cabinet "U" Handle 426, 200 mm

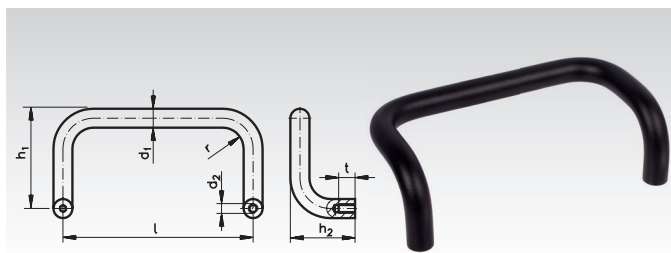
Product No.	Length l mm	d_1 mm	d_2 mm	h mm	r mm	$t_{min.}$ mm	Weight g
666 669 01	200	20	M8	68	22	15	238
666 669 02	250	20	M8	68	22	15	280
666 669 03	300	20	M8	68	22	15	330
666 669 04	350	20	M8	68	22	15	375
666 669 05	250	28	M10	78	32	15	290
666 669 06	300	28	M10	78	32	15	330
666 669 07	350	28	M10	78	32	15	375
666 669 08	400	28	M10	78	32	15	415

Cabinet "U" Handles 426.1

Material: Aluminium plastic coated, matt finish black RAL 9005.

Handles $d_1 = 20$ mm are drawn from aluminium extrusions.

Handles $d_1 = 28$ mm are produced from aluminium tube with a wall thickness of 4 mm. Threaded bush aluminium.



Ordering Details: e.g.: Product No. 666 670 00, Cabinet "U" Handle 426.1, 200 mm

Product No.	Length l mm	d_1 mm	d_2 mm	h_1 mm	h_2 mm	r mm	t mm	Weight g
666 670 00	200	20	M8	105	68	22	15	380
666 672 00	300	20	M8	105	68	22	15	475
666 674 00	250	28	M10	120	78	32	15	430
666 676 00	350	28	M10	120	78	32	15	505
666 678 00	500	28	M10	120	78	32	15	628

Arch Handles

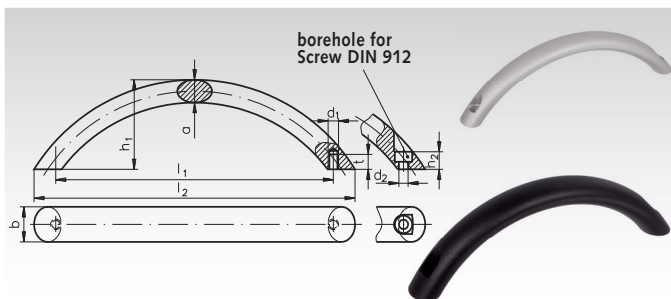
Material: Aluminium, natural colour, anodized or plastic coated, matt finish black RAL 9005.

These arched handles are noted for their elegant design.

The well-proven elliptical profile has been used again.

Type A: Mounting from the back.

Type B: Mounting from the operating side.



Ordering Details: e.g.: Product No. 666 844 00, Arch Handle Aluminium

Product No. alu colour	Product No. black	Type	b mm	l_1 mm	l_2 ca. mm	a mm	d_1 mm	d_2 mm	h_1 mm	h_2 mm	$t_{min.}$ mm	Weight g
666 844 00	666 840 00	A	20	160	185	13	M6	-	51	-	8,5	106
666 845 00	666 841 00	A	20	192	221	13	M6	-	51	-	8,5	130
666 846 00	666 842 00	A	26	160	190	17	M8	-	57	-	12	116
666 847 00	666 843 00	A	26	192	227	17	M8	-	57	-	12	140
666 854 00	666 850 00	B	20	160	185	13	-	5,3	51	10	-	106
666 855 00	666 851 00	B	20	192	221	13	-	5,3	51	10	-	130
666 856 00	666 852 00	B	26	160	190	17	-	6,4	57	12	-	116
666 857 00	666 853 00	B	26	192	227	17	-	6,4	57	12	-	140