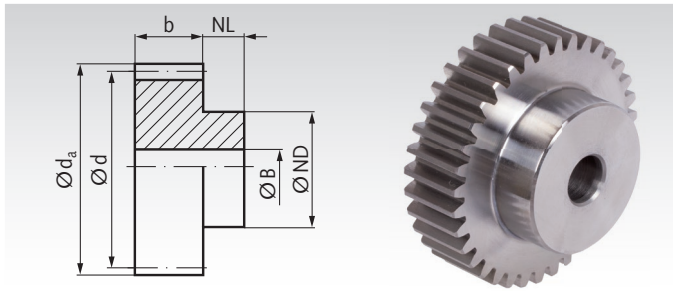


Spur Gears Made from Steel, Module 4 Tooth Width $b = 40$ mm, Milled Teeth, Straight Tooth System

Material: C45.

Tooth quality 8d25 DIN 3967. Pressure angle 20° .



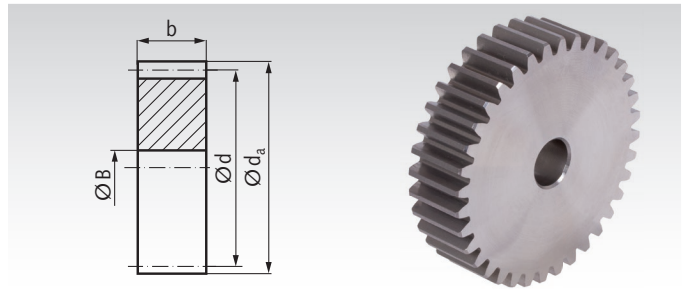
Ordering Details: e.g.: Product No. 234 110 12, Spur Gear, C45, Module 4.0, 12 Teeth

Product No. with Hub	Number of teeth	b mm	d_a mm	d mm	NL mm	ND mm	BH7 mm	perm. Nm	MT*Weight kg
234 110 12	12	40	56	48	20	35	14	26	0,63
234 110 13	13	40	60	52	20	40	14	30	0,78
234 110 14	14	40	64	56	20	45	14	34	0,93
234 110 15	15	40	68	60	20	45	14	38	1,05
234 110 16	16	40	72	64	20	50	16	40	1,20
234 110 17	17	40	76	68	20	50	16	43	1,33
234 110 18	18	40	80	72	20	50	16	48	1,47
234 110 19	19	40	84	76	20	60	16	54	1,75
234 110 20	20	40	88	80	20	60	16	61	1,90
234 110 21	21	40	92	84	20	70	16	69	2,22
234 110 22	22	40	96	88	20	70	16	78	2,39
234 110 23	23	40	100	92	20	75	20	86	2,60
234 110 24	24	40	104	96	20	75	20	95	2,79
234 110 25	25	40	108	100	20	75	20	109	2,98
234 110 26	26	40	112	104	20	75	20	121	3,18
234 110 27	27	40	116	108	20	75	20	136	3,39
234 110 28	28	40	120	112	20	75	20	153	3,60
234 110 29	29	40	124	116	20	75	20	171	3,83
234 110 30	30	40	128	120	20	75	20	185	4,06
234 110 31	31	40	132	124	20	80	20	205	4,39
234 110 32	32	40	136	128	20	80	20	220	4,64
234 110 33	33	40	140	132	20	80	20	248	4,90
234 110 34	34	40	144	136	20	80	20	264	5,16
234 110 35	35	40	148	140	20	80	20	278	5,43
234 110 36	36	40	152	144	20	80	25	299	5,63
234 110 38	38	40	160	152	20	80	25	344	6,14
234 110 40	40	40	168	160	20	80	25	394	6,74
234 110 50	50	40	208	200	20	100	25	710	10,66
234 110 60	60	40	248	240	20	100	25	1131	14,92
234 110 90	90	40	368	360	20	120	30	1500	32,76

* Basis of calculations see page 197.

Material: C45.


Tooth quality 8d25 DIN 3967. Pressure angle 20° .



Ordering Details: e.g.: Product No. 244 110 20, Spur Gear, C45, Module 4.0, 20 Teeth

Product No. without Hub	Number of teeth	b mm	d_a mm	d mm	BH7 mm	perm. Nm	MT* Weight kg
244 110 20	20	40	88	80	16	61	1,49
244 110 24	24	40	104	96	20	95	2,13
244 110 25	25	40	108	100	20	109	2,32
244 110 30	30	40	128	120	20	185	3,38
244 110 35	35	40	148	140	20	278	4,64
244 110 36	36	40	152	144	25	299	4,86
244 110 38	38	40	160	152	25	344	5,20
244 110 40	40	40	168	160	25	394	6,11
244 110 45	45	40	188	180	25	536	7,78
244 110 48	48	40	200	192	25	638	8,87
244 110 50	50	40	208	200	25	710	9,65
244 110 52	52	40	216	208	25	795	10,45
244 110 55	55	40	228	220	25	913	11,71
244 110 57	57	40	236	228	25	1020	12,59
244 110 60	60	40	248	240	25	1131	13,97
244 110 65	65	40	268	260	25	1220	16,43
244 110 70	70	40	288	280	25	1231	19,09
244 110 75	75	40	308	300	25	1288	21,94
244 110 76	76	40	312	304	30	1303	22,47
244 110 80	80	40	328	320	30	1354	24,93
244 110 85	85	40	348	340	30	1430	28,18
244 110 90	90	40	368	360	30	1500	31,62
244 110 95	95	40	388	380	30	1580	35,26
244 111 00	100	40	408	400	30	1650	39,11
244 111 10	110	40	448	440	30	1744	47,38
244 111 14	114	40	464	456	30	1830	50,91

Gears with
hardened teeth
Page 243



Reworking within
24h-service possible.
Custom made parts
on request.