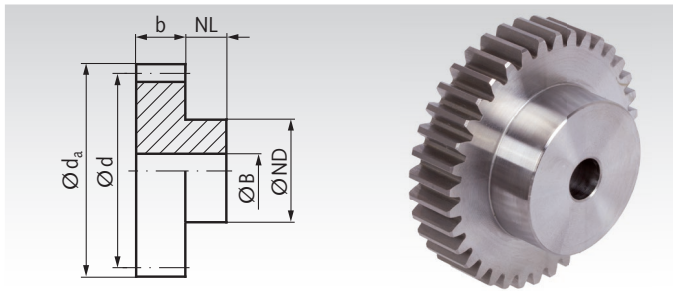


Spur Gears Made from Steel, Module 6 Tooth Width b = 50 mm, Milled Teeth, Straight Tooth System

Material: C45.

Tooth quality 8d25 DIN 3967. Pressure angle 20°.




Ordering Details: e.g.: Product No. 236 012 00, Spur Gear, Steel C45, Module 6, 12 Teeth

Product No. with Hub	Number of teeth	b mm	da mm	d mm	NL mm	ND mm	BH7 mm	perm. MT** Nm	Weight kg
236 012 00	12	50	84	72	25	50	20	96	1,72
236 013 00	13	50	90	78	25	50	20	112	1,99
236 014 00	14	50	96	84	25	60	20	128	2,45
236 015 00	15	50	102	90	25	60	20	140	2,79
236 016 00	16	50	108	96	25	60	20	145	3,12
236 017 00	17	50	114	102	25	60	20	150	3,47
236 018 00	18	50	120	108	25	70	20	175	4,05
236 019 00	19	50	126	114	25	70	20	207	4,46
236 020 00	20	50	132	120	25	70	20	241	4,88
236 021 00	21	50	138	126	25	70	25	276	5,24
236 022 00	22	50	144	132	25	80	25	312	5,94
236 023 00	23	50	150	138	25	80	25	350	6,43
236 024 00	24	50	156	144	25	80	25	391	6,93
236 025 00	25	50	162	150	25	80	25	436	7,49
236 026 00	26	50	168	156	25	80	25	483	8,05
236 027 00	27	50	174	162	25	80	25	533	8,62
236 028 00	28	50	180	168	25	90	25	587	9,78
236 030 00	30	50	192	180	30	100	25	703	11,33
236 032 00	32	50	204	192	30	100	25	836	12,74
236 035 00	35	50	222	210	30	100	25	1045	14,95
236 036 00	36	50	228	216	30	100	25	1120	15,70
236 038 00	38	50	240	228	30	120	25	1280	18,00
236 040 00	40	50	252	240	30	120	30	1460	19,69
236 045 00	45	50	282	270	30	120	30	1955	24,50
236 048 00	48	50	300	288	30	120	30	2300	27,66
236 050 00	50	50	312	300	30	140	30	2550	30,61
236 055 00	55	50	342	330	30	150	40	3060	35,84
236 060 00	60	50	372	360	30	150	40	3350	43,00

* Basis of calculations see page 197.


Material: C45.

Tooth quality 8d25 DIN 3967. Pressure angle 20°.



Ordering Details: e.g.: Product No. 246 020 00, Spur Gear, Steel C45, Module 6, 20 Teeth

Product No. without Hub	Number of teeth	b mm	da mm	d mm	BH7 mm	perm. MT** Nm	Weight kg
246 020 00	20	50	132	120	20	241	4,23
246 024 00	24	50	156	144	25	391	6,08
246 025 00	25	50	162	150	25	436	6,50
246 030 00	30	50	192	180	25	703	9,50
246 035 00	35	50	222	210	25	1045	13,14
246 036 00	36	50	228	216	25	1120	14,00
246 040 00	40	50	252	240	30	1460	17,50
246 045 00	45	50	282	270	30	1955	22,00
246 048 00	48	50	300	288	30	2300	25,00
246 050 00	50	50	312	300	30	2550	27,00
246 052 00	52	50	324	312	30	2800	29,50
246 056 00	56	50	348	336	40	3120	34,00
246 060 00	60	50	372	360	40	3350	39,00



Reworking within
24h-service possible.
Custom made parts
on request.