

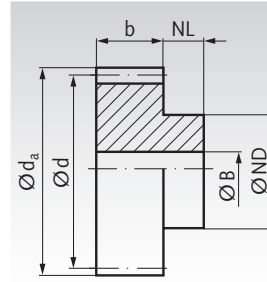
Spur Gears Made from Brass and Steel with One-Sided Hub, Helical Tooth System

Material: Module 0,3/0,5: Brass Ms58 (2.0401).
 Module 1,0: Steel 11SMnPb30+SH (1.0718).

20° helical tooth system. Pressure angle 20°. Milled teeth.

These gears are designed to be used in combination with the helical-toothed gear racks page 259. If this gear is used to drive a mating gear instead, this mating gear must have the same lead angle and the opposite tooth direction (left hand).

Ordering Details: e.g.:
 Product No. 269 012 00, Spur Gear, Helical Tooth System, Module 0.3,
 12 Teeth Right Hand



Photos: right hand

Module 0.3 from Ms58 (2.0401) Tooth Width b = 5 mm

Product No. Right Hand	Number of teeth	b mm	d _a mm	d mm	NL mm	ND mm	BH7 mm	perm. MT* Ncm	Weight g
269 012 00	12	5	4,4	3,83	4	3	2,0	0,7	0,5
269 015 00	15	5	5,4	4,79	4	4	2,5	1,0	0,7
269 018 00	18	5	6,4	5,75	4	5	3	1,6	1,2
269 020 00	20	5	7,0	6,39	4	6	3,5	2,0	1,4
269 024 00	24	5	8,3	7,66	4	7	4,5	3,0	1,9
269 030 00	30	5	10,2	9,58	5	9	5	5,0	4,0

Module 0.5 from Ms58 (2.0401) Tooth Width b = 10 mm



Product No. Right Hand	Number of teeth	b mm	d _a mm	d mm	NL mm	ND mm	BH7 mm	perm. MT* Ncm	Weight g
269 218 00	18	10	10,6	9,58	6	8	4	9,6	6,7
269 222 00	22	10	12,7	11,71	6	10	6	15,0	9,6
269 225 00	25	10	14,3	13,30	6	12	6	20,5	17,6
269 230 00	30	10	17,0	15,96	6	14	8	31,0	24,3
269 234 00	34	10	19,1	18,09	6	16	8	42,0	27,0
269 240 00	40	10	22,3	21,28	8	18	8	60,0	38,0

Module 1 from Steel 11SMnPb30+SH Tooth Width b = 10 mm

Product No. Right Hand	Product No. Left Hand	Number of teeth	b mm	d _a mm	d mm	NL mm	ND mm	BH7 mm	perm. MT* Ncm	Weight g
214 210 00	214 310 00	10	10	12,6	10,64	6	8	4	11	7,3
214 215 00	214 315 00	15	10	18,0	15,96	6	12	5	26	17,9
214 218 00	214 318 00	18	10	21,2	19,16	6	12	5	39	24,4
214 220 00	214 320 00	20	10	23,3	21,28	6	15	5	50	32,5
214 224 00	214 324 00	24	10	27,5	25,54	6	15	5	78	44,4
214 225 00	214 325 00	25	10	28,6	26,60	6	15	5	85	47,8
214 230 00	214 330 00	30	10	33,9	31,93	6	15	5	131	66,9
214 236 00	214 336 00	36	10	40,3	38,31	6	18	6	201	96,9
214 240 00	214 340 00	40	10	44,6	42,57	6	18	6	258	118,3
214 250 00	214 350 00	50	10	55,2	53,21	8	18	6	436	184,4

*Basis of calculations see page 197.

**Helical Tooth
Gear racks
Page 259**



**Reworking within
24h-service possible.
Custom made parts
on request.**