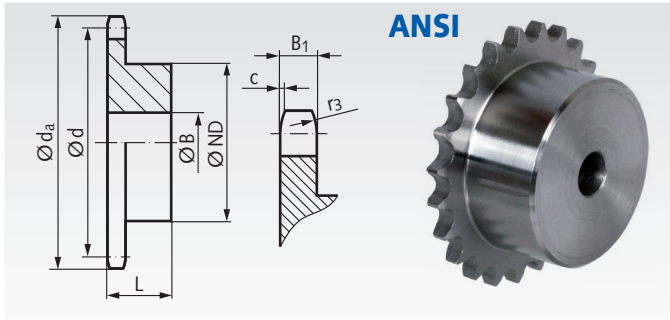


## Sprockets KRS with One-Sided Hub, ANSI 35-1

## Plate Wheels KRL, ANSI 35-1



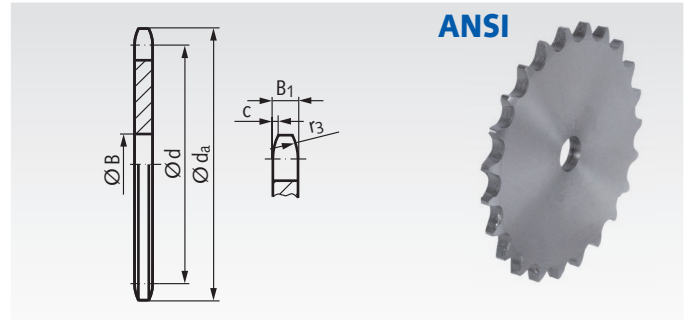
**Material:** Steel C45, not hardened.  
Pre-bored.

Ordering Details: e.g.: Product No. A10111000, KRS, ANSI 35-1, 10 Teeth

### ANSI 35-1 (ASA 06 C-1), Pitch 3/8"

$B_1 = 4.4 \text{ mm}$ ,  $c = 1.2 \text{ mm}$ ,  $r_3 = 10 \text{ mm}$

Product No.	Number of teeth	$d_a$ mm	$d$ mm	ND mm	B mm	L mm	Weight g
A101 110 00	10	35,7	30,82	20	8	22	59
A101 111 00	11	38,8	33,81	22	8	25	81
A101 112 00	12	41,8	36,80	25	8	25	104
A101 113 00	13	44,9	39,80	28	10	25	125
A101 114 00	14	47,9	42,80	31	10	25	153
A101 115 00	15	50,9	45,81	34	10	25	185
A101 116 00	16	54,0	48,82	38	10	28	254
A101 117 00	17	57,0	51,84	38	10	28	262
A101 118 00	18	60,1	54,85	38	10	28	270
A101 119 00	19	63,1	57,87	46	10	28	376
A101 120 00	20	66,1	60,89	46	10	28	386
A101 121 00	21	69,2	63,91	46	12	28	388
A101 122 00	22	72,2	66,93	52	12	28	484
A101 123 00	23	75,3	69,95	52	12	28	495
A101 124 00	24	78,3	72,97	52	12	28	506
A101 125 00	25	81,3	76,00	58	12	28	614
A101 126 00	26	84,4	79,02	58	12	28	627
A101 127 00	27	87,4	82,05	58	12	28	640
A101 128 00	28	90,4	85,07	60	12	28	687
A101 130 00	30	96,5	91,12	60	12	28	716




**Material:** Low-carbon steel, not hardable.  
Pre-bored.

Ordering Details: e.g.: Product No. A10123000, KRL, ANSI 35-1, 30 Teeth

### ANSI 35-1 (ASA 06 C-1), Pitch 3/8"

$B_1 = 4.4 \text{ mm}$ ,  $c = 1.2 \text{ mm}$ ,  $r_3 = 10 \text{ mm}$

Product No.	Number of teeth	$d_a$ mm	$d$ mm	B mm	Weight g
A101 230 00	30	96,5	91,12	12	217
A101 232 00	32	102,6	97,18	12	248
A101 235 00	35	111,7	106,26	12	298
A101 236 00	36	114,7	109,29	12	315
A101 238 00	38	120,8	115,34	12	352
A101 240 00	40	126,8	121,40	12	391
A101 242 00	42	132,9	127,46	12	431
A101 248 00	48	151,1	145,64	16	562
A101 257 00	57	178,4	172,91	16	796



**Reworking within  
24h-service possible.  
Custom made parts  
on request.**